



2課
ようごとぶん

Lesson 2
Words and phrases

Leksyon 2
Mga Salita




ようご	Words	Mga salita
あわせる	put together	pagsamahin
おぼえましょう	let's learn; let's memorize	tandaan
ぶん	mathematical expression	mathematical expression
つくりましょう	let's write; let's make up a sentence	sumulat; gumawa
しき	math formula; equation	math formula; equation
こたえ	answer	sagot
かきましょう	let's write	isulat natin
よみましょう	let's read	basahin natin

ぶん	Phrases	Grupo ng mga salita
2こと1こ。あわせると3こになります。	2 (things) and 1 (thing). Put them together, and that makes 3 (things).	2 (dalawang bagay) at 1 (isang bagay). Pag pinagsama ay magiging 3 (tatlong bagay).
おぼえましょう	let's memorize	tandaan natin
ぶんをつくりましょう。	Write an appropriate mathematical expression.	Isulat ang tamang (mathematical) expression.
ぶんとしきとこたえをかいてよみましょう。	Write the correct (mathematical) expression, equation and answer and then read out your work.	Isulat ang tamang (mathematical) expression, equation at sagot, at basahin ang ginawamo.

2 あわせると

(1位数) + (1位数) / 合併場面における加法の意味

1

 <p>2こ と 1こ。</p>	 <p>あわせると</p>	 <p>3こ になります。</p>
---	---	--




<input type="text"/> と <input type="text"/> 。	あわせると	<input type="text"/> になります。
---	-------	-----------------------------






2

えをみて、ぶんをつくりましょう。

①

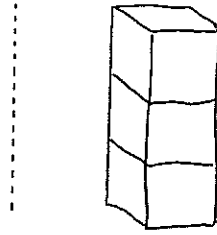
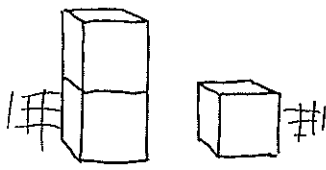
		
---	--	---

②

		
---	---	---

3

【ぶん】 2こと1こ。あわせると3こになります。



【しき】 $2 + 1 = 3$
 に たす いち は さん

【こたえ】 3こ

しき

$$\square + \square = \square$$

たす は

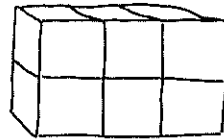
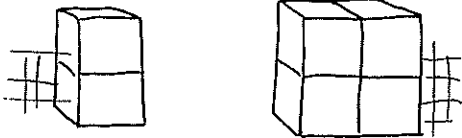
こたえ



4

ぶんとしきとこたえをかいてよみましょう。

①

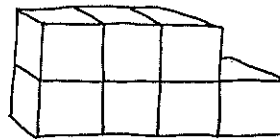
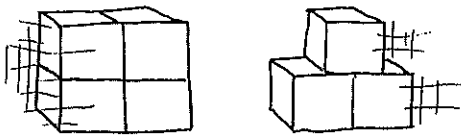


と 。あわせると になります。

$$\square + \square = \square$$

こたえ こ

②



と 。あわせると になります。

$$\square + \square = \square$$

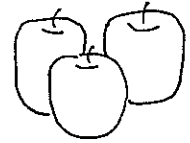
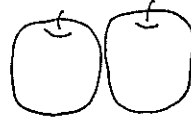
こたえ こ

5

かぞえましょう。

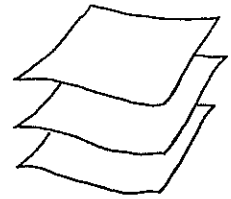
①

りんご



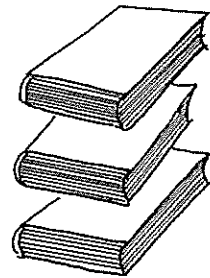


②

かみ



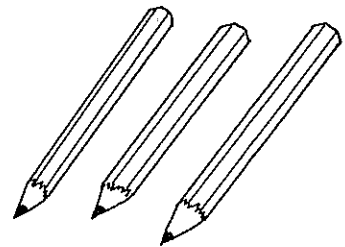

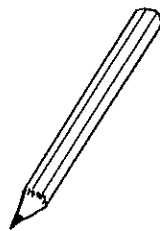
③

ほん




④

えんぴつ



⑤

ひと



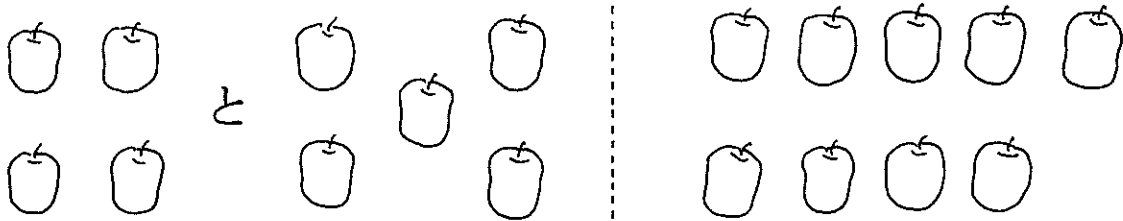
6

ノートにふんとしきとこたえをかいてよみましょう。

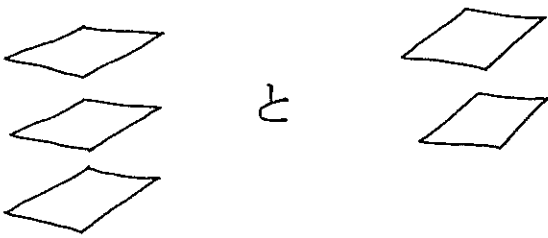
①



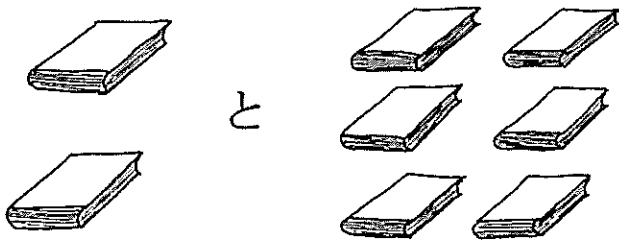
②



③



④



⑤

